







SPRAY PATTERN PROBLEMS

Problem	Cause	Remedy
Tails 	Inadequate fluid delivery Fluid not atomising Material too cohesive	Increase fluid pressure Change to a smaller tip orifice size Clean gun and filter(s) Reduce number of guns using pump
Heavy Centred Pattern 	Worn tip	Replace tip
Distorted Pattern 	Plugged or worn nozzle or tip	Clean or replace nozzle or tip
Pattern Expanding and Contracting 	Pulsating fluid delivery Insufficient air to pump Leak in suction tube Pump capacity too low	Change to a smaller tip orifice size Install pulsation chamber in system or drain existing one Reduce number of guns Increase air supply to air motor Remove restrictions in system. Clean or remove screens or filters: use larger hose or pump if necessary Inspect siphon tube or hose assembly for leak
Round Pattern 	Worn tip Fluid too heavy for tip	Replace tip Increase fluid pressure
Hour Glass 	Fluid too cohesive	Stir material thoroughly and increase fluid pressure